



# HEMOSURE<sup>®</sup> iFOB TEST

-Immunochemical Fecal Occult Blood Test (FIT)

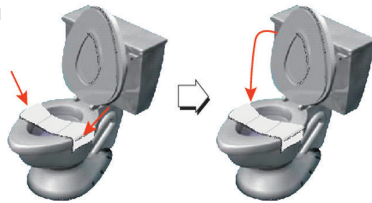


Note: No Dietary or Drug Restrictions

## Patient Instructions

### STEP 1 Sample Deposit

**A** Lift toilet seat and position sample collection paper across the rim of the toilet bowl. Secure adhesive tabs to the sides of toilet rim. Lower the toilet seat.



**B** Make bowel movement onto collection paper.



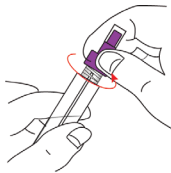
### Attention!

Fill out personal information on attached label on tubes.

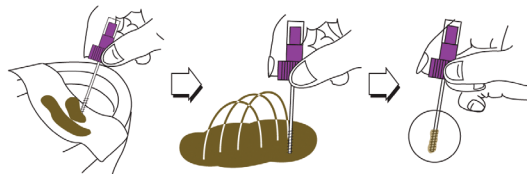


### STEP 2 Sample Collection

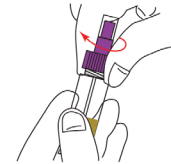
**A** Unscrew the purple cap from the sample collection tube. **DO NOT POUR OUT THE LIQUID.**



**B** Poke spiral applicator into stool at 6 different sites. Use only enough fecal material to cover the tip of the applicator. **DO NOT CLUMP, SCOOP, OR FILL THE TUBE.**



**C** Screw the applicator back into the tube and secure tightly.



### STEP 3 Sample Return

**A** Complete the address return envelope to your doctor or laboratory.



**B** Insert sample collection tube into specimen pouch and seal. Insert specimen pouch into return envelope and seal.



**C** Return the sample packet immediately to the clinic or laboratory by mail or in person.



 HEMOSURE, INC.

Hemosure logo is a registered trademark of Hemosure, Inc.

